

URBACT

Implementation Networks

Peter Ramsden
UDN Peer Review Workshop
Paris 28 January 2016



URBACT IN A NUTSHELL

- European Territorial Cooperation programme (ETC), financed by ERDF and Member States/ Partner States (Switzerland and Norway)
- Main objective:
To promote integrated and sustainable urban development in EU cities
- Managing Authority: France “General Commission for Territorial Equality”
- Monitoring Committee composed by MS/PS, Commission, CoR, CEMR
- 500 Cities and 5000 local actors involved in 61 Networks with URBACT II



WHAT IS URBACT ABOUT?

- **RESULTS**

Improving urban policies and practices

Strengthening capacities

- **PEOPLE**

A community of urban practitioners & policy-makers

Elected representatives

Cities and beyond

- **WORKING METHODS AND TOOLS**

Networking, Sharing, learning, building capacities with participatory and integrated approach



The Urban Development Network
Inspire, innovate and exchange

3 TYPES OF NETWORKS PROPOSED BY URBACT III

- Action Planning Networks
- Implementation Networks
- Transfer Networks



IMPLEMENTATION NETWORKS

- **Main purpose**

To support cities with the implementation of integrated sustainable urban strategies/ action plan

- **Who?**

Cities that are implementing integrated strategies and action plans having secured different types of funding, including cities implementing integrated urban strategies and actions under article 7 (e.g. ITI) and article 8 (innovative actions).

- **Expected outcomes**

Better implementation

Learning and recommendations for EU cities



Eligible beneficiaries

- Cities having an integrated urban strategy and/or action plan addressing a policy challenge at local level AND secured funding to start the implementation of this strategy/ action plan within the lifetime of the URBACT network.
- Must be a city from one of the EU 28 Member States, Norway & Switzerland including:
 - Cities, municipalities, towns without limit of size
 - Infra-municipal tiers of government
 - Metropolitan authorities & organized agglomerations



IMPLEMENTATION NETWORKS

■ Main beneficiaries

Cities from EU 28 Member States, Norway & Switzerland including:

- Cities, municipalities, towns without limit of size
- Infra-municipal tiers of government
- Metropolitan authorities & organized agglomerations

■ Partnerships

- A lead partner city
- 7 to 9 partner cities
- Balance between partners from less developed regions and partners from more developed/ transition regions

■ Thematic coverage

- Open to all thematic objectives of the Cohesion Policy



Implementation related challenges

- Ensuring the integrated approach in the delivery of urban policies
- Maintaining the involvement of local stakeholders in the delivery stage
- Setting up efficient indicators and monitoring systems to measure performance
- Organising the “project pipeline” (calls for projects, selection criteria, supporting project delivery, etc.)
- Organising decision-making, city services and staff for delivery
- Moving from an integrated urban strategy to operational action plans
- Communicating progress with delivery of urban policies to key stakeholders
- Setting up Public Private Partnerships for delivery
- Designing smart public procurement frameworks
- Enhancing funding of urban policies by exploring financial innovation (urban development funds, crowd-funding, etc.)







FUNDING AND RESOURCES

- Total Budget 600 000 -750 000 Euro
 - Less developed and Transition: 85% ERDF
 - More developed: 70% ERDF
- Additional envelope for expert support up to 127.000 euros/ network
- Ongoing support by the URBACT Secretariat (tools, methods, training, etc.)



Self assessment tool



	Self- assessment tool for URBACT Local Support Groups		
Local Action Plan	<i>put name of your city here</i>		
Network	<i>put network name here</i>		
Completed by	<i>put your name here</i>		
Instructions	For each indicator (row) complete the score column by entering a score between 1 and 5 where 1 is weak and 5 is strong. You can use the score criteria on the right to see what score to give. Complete the evidence column for each indicator.		
GOVERNANCE & DECISION MAKING			
Indicators	Score awarded out of 5	Evidence for score - why was the score given -	Indications for scoring
Frequency of meetings	0		score 1: LSG has few meetings (e.g. One per year) score 3: Regular meetings, no info on participation score 5: Regular and frequent meetings with high level of participation, links to meeting notes
Organisation of ESG	0		 inspire, innovate and exchange score 1: not enough time, part of another meeting score 3: More time, but not well organised score 5: Enough time, well organised

CALENDER

- Launch event in Brussels 23 March 2016
- March-June 2016: applicants preparing bids
- June 2016: submission of proposals
- June-August 2016: eligibility check & assessment
- Oct 2016: MC approval funding 6-month preparatory phase – networks start



Grazie Thanks
Danke **Merci** Gracias
Ευχαριστώ multumesc
Takk dziękuję dakujem hvala
Obrigado dziękować
tänan kiitos köszönöm aciu
Tack děkuji paldies
nizžik ħajr dank u wel

